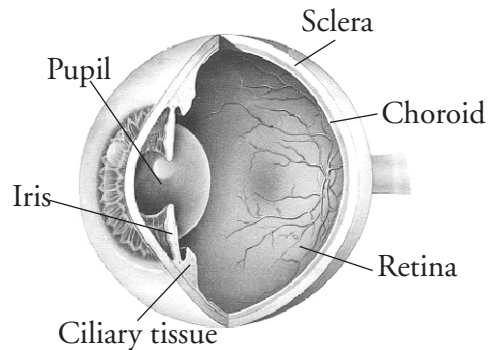


What is uvea?

The eye ball consists of 3 layers

- Outer Sclera
- Middle layer - Choroid
- Inner layer - Retina
- Middle layer continues anteriorly as ciliary body and iris
- Choroid, ciliary body and iris together is called Uvea



What is uveitis?

- Inflammation of uvea (ie) either iris, ciliary body or choroid is called uveitis
- It may either involve one part of the uvea or all the structures
- It is necessary to correctly diagnose the cause of uveitis and treat specifically.

How is your eye affected in uveitis?

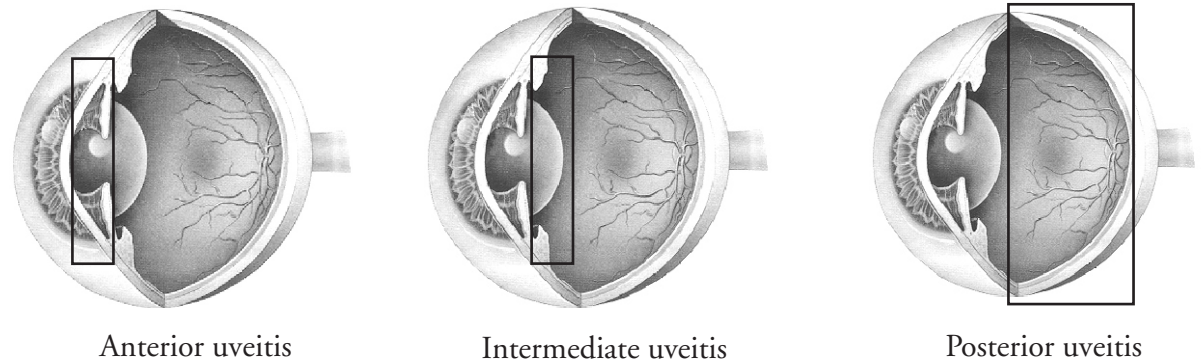
- Uveitis causes redness of the eyes, decrease of vision, pain, glare and floaters
- If untreated it may lead to various complications like
- Glaucoma (\uparrow IOP)
- Cataract
- Corneal opacities
- Loss of vision

What causes uveitis?

There are a number of causes of uveitis. It may result from an infection such as bacteria (TB, Leprosy, Syphilis) virus (e.g. Herpes) or a parasite (Toxoplasmosis).

It may be related to an autoimmune disease (with or without involvement of other parts of the body). This, essentially, is when our immune system mistakes a part of our own body as foreign. Trauma to the eye, or even the other eye in the past, can lead to uveitis. In many cases, the cause is said to be unknown. The word “idiopathic” may often be used to describe this group.

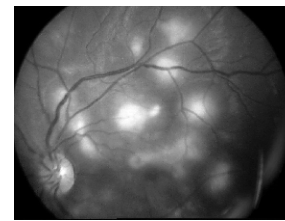
Types of uveitis



Tests and examinations



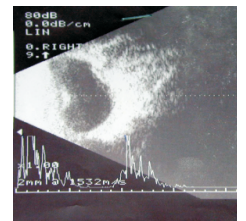
Slit lamp examination



Fundus



Angiogram



Ultrasound

Tests and examinations

A careful examination of whole body is required as many systemic conditions are associated with inflammation of eye. Examination by an ophthalmologist is extremely important when symptoms occur. Specific blood test is also mandatory.

How is uveitis treated?

The ophthalmologist should treat the uveitis with equal importance given to both ocular and systemic illness

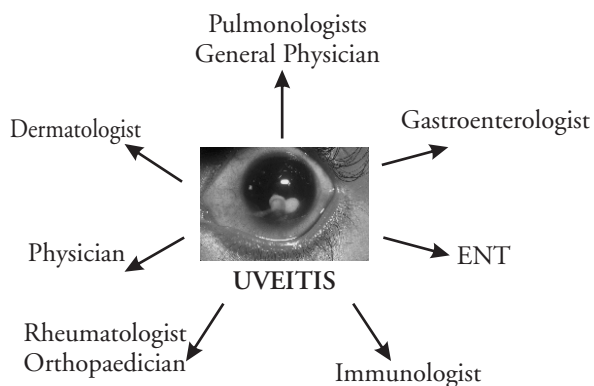
The treatment of uveitis aims to achieve the following:

- Relief of pain and discomfort
- To prevent sight loss due to the disease or its complications.

- To treat the cause of the disease whenever possible.
- Like the varied nature of uveitis, the treatment of it may differ from case to case quite considerably.

At times patient may be referred to other specialities for confirmation of the systemic disease.

Specific treatment is given for entities like TB or Leprosy uveitis. Corticosteroids are often the mainstay of treatment to control inflammation. But now we have other newer drugs like immunosuppressive, that are usually used along with the steroids for immunological causes.



What will happen to my eyes (prognosis)?

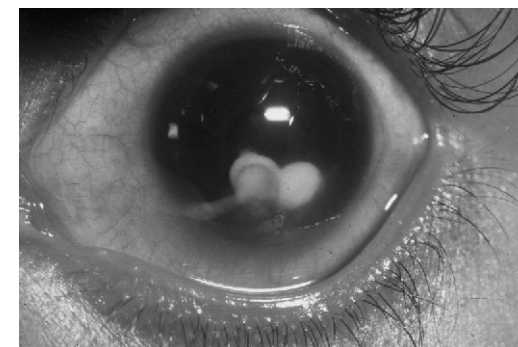
This varies considerably, but there is a growing confidence, especially with the newer drug treatments, that the eyesight can be stabilised over the long term. Uveitis though regarded as incurable, in the sense that it may not completely go away, it can definitely be controlled.

If uveitis recurs!!

Uveitis can recur without warning. With each attack, the chance of having another attack increases. Never deviate from the doctor's prescription, and always come for follow-up according to the ophthalmologist's advice.

For women of child bearing age
During pregnancy most drugs are contraindicated, please inform the doctor if you are pregnant or if you breast feed your child.

UVEITIS



Uveitis calls for special attention



ARAVIND EYE HOSPITALS
& POSTGRADUATE INSTITUTE OF OPHTHALMOLOGY

Aravind - Madurai

1, Anna Nagar, Madurai - 625 020

Aravind - Theni

Periakulam Road, Theni - 625 531

Aravind - Tirunelveli

Swamy Nellaippar High Road, Tirunelveli Jn.- 627 001

Aravind - Coimbatore

Avinashi Road, Coimbatore - 641 014

Aravind - Pondicherry

Cuddalore Main Road, Thavalakuppam, Pondicherry - 605 007

www.aravind.org



ARAVIND
in service for sight

