



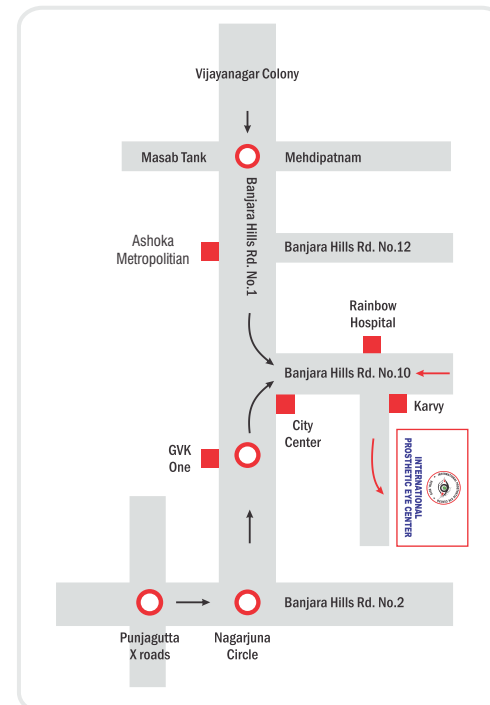
## INTERNATIONAL PROSTHETIC EYE CENTER

ADVANCED CENTER FOR OCULAR & FACIAL PROSTHETICS

# 8-2-595/3/1, Eden Garden, Banjara Hills,  
Road No.10, Opp. Rainbow Hospital, Beside Karvy,  
Hyderabad - 500 034. Andhra Pradesh, India

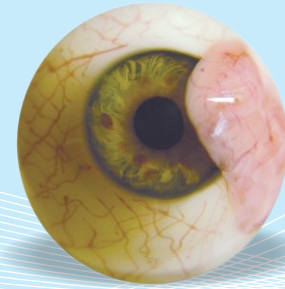
### Appointments:

Phone : + 91 40 66 68 34 47  
+ 91 40 66 68 34 48  
Care : +91 40 65 69 38 38  
Mobile : +91 98 49 19 34 47  
Email : ocularist@gmail.com, info@ipec.in  
Appointment : appointments@ipec.in  
Website : www.ipec.in  
www.customartificialeyes.org  
www.myprosthesis.org



## INTERNATIONAL PROSTHETIC EYE CENTER

ADVANCED CENTER FOR OCULAR & FACIAL PROSTHETICS



## About Us

International Prosthetic Eye Center (IPEC) has been established in 2010 to provide a complete range of Ocular, Facial and Somato Prosthetic services. The staff at the IPEC has a clinical experience of over 10 years. With this experience, it is possible to create an extremely realistic prosthesis using materials and methods available today. A fully functioning Maxillofacial Prosthetics Center has been established at IPEC in 2012. A well qualified and experienced Prosthetist will undertake the procedure and fabricate the best prosthesis.

## Our Vision

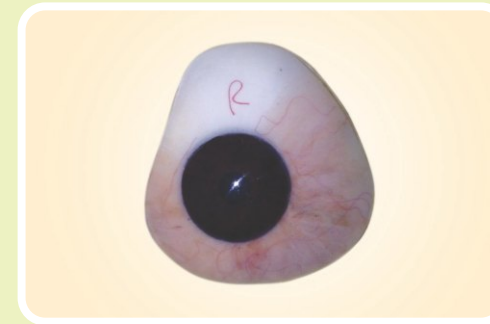
"IPEC is known for the highest standard of workmanship throughout the medical profession both in India as well as Internationally. Our vision is to establish a world-class prosthetic services. We fully understand the importance of facial aesthetics, therefore, we aim to provide you with the best possible results and maintain the highest standards."

## Ocular Prosthetics

Ocular Prosthesis is needed for those individuals, who suffer with loss of normal anatomical structures of the eye, and seek for cosmetic and functional outcome. Loss of an eye can be at any stage, and can be treated at any age. IPEC offers wide range of ocular prosthetic services.



Hand painted life-like iris at IPEC



Hand painted life-like eye at IPEC

## Ocular Services

- Custom ocular prosthesis (artificial eye)
- Scleral shell prosthesis
- Ultra-thin prosthesis for near normal globe
- Iris-painted shell
- Ptosis crutch ocular prosthesis
- Light-weight ocular prosthesis
- Self-lubricating ocular prosthesis (SLP)
- Vaulted ocular prosthesis
- Silicone ocular prosthesis
- Dilated pupil prosthesis
- Peg prosthesis
- Magnetic prosthesis
- Ptosis crutch glasses
- Prosthetic treatment for congenital ocular defects and contracted sockets using different types of socket expanders:
  - Serial socket expanders
  - Hydrogel socket expander
  - Stem pressure conformer
  - Pressure conformer
  - Canthal expander
  - Fissure socket expander

## Patient Results



BEFORE

AFTER

## Frequently Asked Questions

### What material is used in making prosthetic eyes?

They are made using high quality medical-grade PMMA (acrylic). This material is compatible with being surgically inserted into the body, therefore allergies to the material are highly unlikely.

### When will I get my prosthesis?

At the six weeks interval after your surgery, you will be fitted with a temporary prosthesis at the ocularist's office. At the second visit, approximately a year later, you will receive your permanent prosthesis.

### Will my prosthesis look like my other eye?

Yes, the prosthesis looks very natural. The colour and appearance are made to match your other eye.

### What kind of results can I expect?

Results vary from person to person, and are dependant on factors such as age, type of surgery/implant, and general condition of the eye socket.

### Will people notice that I have an artificial eye?

Patient's results vary from case to case. If your socket condition is good, best results could be achieved, and cannot come into notice to people. Many people have artificial eyes and successfully conceal this from the public (and in some cases, even from close families and friends). Please share any concerns you have regarding the results of your prosthesis with the ocularist at our centre.

### How often should I remove my prosthesis?

In the case of post-enucleation, routine removal of an ocular prosthesis is not recommended. As long as the prosthesis remains comfortable, it should not be removed.

## Maxillofacial Prosthetics

Maxillofacial prosthesis is indicated in cases with facial defects caused due to congenital or acquired conditions. IPEC offeres wide range of prosthetic rehabilitative services for any type of orbital, auricular (ear), nasal and maxillary defects.



Orbital, auricular, nasal prosthesis fabricated by Deepa D Raizada

## Maxillofacial & Somato Prosthetics Services

- Orbital prosthesis: Silicone / Acrylic material (spectacle mounted, adhesive-retained, implant-retained)
- Ear prosthesis (adhesive-retained, implant-retained)
- Nasal prosthesis (adhesive-retained, implant-retained)
- Orbito-facial prosthesis (spectacle mounted, adhesive-retained, implant-retained)
- Hemifacial prosthesis
- Pressure masks for facial burns
- Keloid splints
- Obturators
- Cosmetic camouflage (for skin scars, vitiligo etc)
- 3D craniofacial models
- Cranioplasty plates: titanium / acrylic material
- Breast prosthesis
- Nipple / Areolar prosthesis
- Finger prosthesis
- Partial hand prosthesis
- Toe prosthesis
- Partial foot prosthesis

## Patient Results



BEFORE

AFTER

## Frequently Asked Questions

### What material is used for fabricating a facial prosthesis?

Medical-grade silicone elastomer is used to fabricate a facial prosthesis. Acrylic polymer is used to fabricate the ocular component.

### How long does it take to prepare the prosthesis?

It takes about 1-2 weeks to prepare the prosthesis depending upon the complexity of the defect, and the type of the prosthesis being fabricated.

### How well it matches? Will people notice that I am wearing a prosthesis?

Good results and a very natural appearance can be achieved with a facial prosthesis. However, with an orbital prosthesis, eyelids doesnot blink and eye donot move. These can be hidden by wearing spectacles.

### How often should I remove my prosthesis?

It is recommended to remove the prosthesis before going to bed.

### How to clean the prosthesis?

The defect area and the prosthesis needs to be cleaned once a day with mild anti-bacterial liquid soap and water.

### Do I get any problems with the use of the prosthesis e.g. allergic reactions?

It depends on individual's sensitivity and the medical problems you have. Mild skin reactions can occur if the prosthesis is not maintained well.

### Do I need to change the prosthesis?

The silicone prosthesis discolours over a period of time, therefore it need to be changed periodically, on average every 2 years.

## Know Your Ocularist



**Kuldeep Raizada, Ph.D**  
Clinical Ocularist & Anaplastologist  
Director

Kuldeep has completed his basic education in Optometry at Gandhi Eye Hospital, Aligarh, and clinical fellowship in Optometry from L V Prasad Eye Institute, Hyderabad.

Kuldeep is extremely dynamic personality, where at the time of his fellowship, he start doing research in eye care, contact lens, publication of scientific papers as well have done establishment of ocular prosthesis clinic at LV Prasad Eye Institute, Hyderabad in 2002.

He pursued his initial training in Ocular Prosthetics with Raymond Jahrling, (Boston, Massachusetts, USA), Marc Sopper (Soper Brothers, Houston, Texas), and Kevin Kelly (Philadelphia Pennsylvania, USA). He also completed a second fellowship in Anaplastology from MD Anderson Cancer Centre (Houston, Texas USA).

He is an inventor for ocular prosthesis and implant motility measurement devices, which is at present been used in many big centers around the world. His second innovation lies in the development of treatment for microphthalmic eye with microblepharon. His research interest lies in the development of new types of prostheses, solution for ptosis (for eye lid dropping) corrective glasses.

Kuldeep has been recognized by the "American Society of Ocularist (USA)" and "International Anaplastology Association (IAA, USA)", and by several other professional organizations, for his excellence in research and clinical practice.


He has worked as founder and head of the department and senior consultant in the department of Ocular Prosthesis at LV Prasad Eye Institute, Hyderabad, till 2009, His clinical interests include ocular and facial prosthesis, particularly in pediatric patients. He is also received the prestigious best video award at International Congress of Ocular Oncology (ICOO 2004), Hyderabad, India

He is also a proud member of American Society of Ocularist, (ASO) USA, International Anaplastology Association (IAA), USA, All India Ophthalmological Society of India, Oculoplasty Society of India (OPAI).

He is a visiting faculty at University of Chicago (Illinois, USA). At present, he is in the editorial reviewer board of Journal of Contact Lens & Anterior Eye (UK), International Journal of Anaplastology, USA, Saudi Journal of Maxillofacial Prosthetics, and associates many other such prestigious journals. He has published and presented world-wide.

Email: [ocularist@gmail.com](mailto:ocularist@gmail.com)  
Phone: +91 98491 93447

## Know your Maxillofacial Prosthetist



**Deepa D Raizada, M.Sc.**  
Maxillofacial Prosthetist  
Director & Co-Founder  
Maxillofacial Prosthetics Center

Deepa has completed her basic training in Ocularistry (2002) from L V Prasad Eye Institute, India; and advanced training in Ocular Prosthetics (2005) at Moorefield's Eye Hospital, UK.

She worked as an Ocularist at the Department of Ocular Prosthesis, L V Prasad Eye Institute from 2003 to 2010. Her work involved fabrication and fitting of ocular and facial Prostheses, which was well recognized and appreciated.

Deepa has completed her M.Sc. in "Maxillofacial and Craniofacial Technology" (2010-2012), King's College London, UK, where she was trained to work exclusively in the field of Maxillofacial Prosthetics. Her career goal is to work with the "Cutting Edge Technology" in this field.

Deepa works passionately to achieve perfection in every detail of her work. Her clinical interest includes prosthetic rehabilitation of eye, orbit, ear and nasal defects. Her research interest is to study the principles of facial prosthetics in-depth, research on materials and develop new techniques in this field.

Deepa is a proud member of Institute of Maxillofacial Prosthetists & Technologists (IMPT, UK), International Anaplastology Association (IAA, USA), Oculoplasty Society of India (OPAI), All India Ophthalmological Society (AIOS) and Indian Optometric Association (IOA). She has been recognized by these organizations for her excellence in research and clinical practice. She presented her work in various conferences around the world, and has publications in reputed journals.

Email ID: [deepadraizada@gmail.com](mailto:deepadraizada@gmail.com)  
Phone No.: +91 98663 45851