

- **Squint is not a sign of good luck. It affects your child's vision and appearance**




- **Loss of vision is preventable if squint is treated as early as 1 to 2 years of age**

- **As the child grows older, it becomes more difficult to treat squint and regain the lost vision. However, cosmetically straightening the eye is possible at any age.**



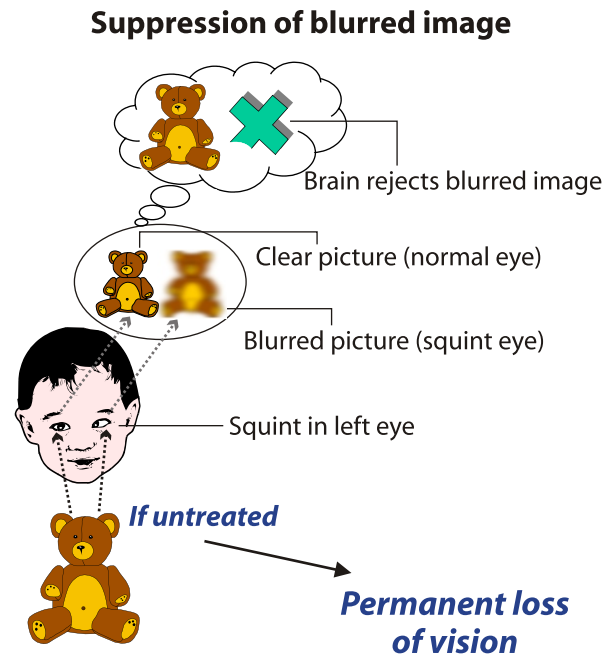
## Squint

- Squint is a misalignment of the eye where the two eyes are pointed towards different directions.



- The misalignment may be constant for a few, while it may be intermittently occurring for some others.
- The deviation of the eye may be in any direction inward, outward, upward or downward.
- If the child is not treated at the appropriate time, a condition called amblyopia occurs, which eventually leads to permanent loss of vision.

## Amblyopia



## Causes of Squint

- Heredity
- Weakness of the eye muscles or problem in the nerves supplying the eye muscles.
- Blurred or poor vision caused due to cataract, corneal scars, glaucoma, refractive errors, optic nerve disease, retinal disease, tumors of the eye etc.,
- Injuries

## Symptoms of Squint

- One eye or both eyes point to different directions.
- Children can have defective vision in one eye or both eyes.
- Children with squint, sometimes close one eye in bright sunlight
- Some children turn their face or tilt their head in a specific direction in order to use their eyes together
- The child sometimes experiences double vision or confusion



## Treatment to prevent permanent loss of vision

1. Squint due to refractive errors is corrected by prescribing suitable spectacles.
2. Patching of the normal eye



### 3. Surgical treatment

- Surgical treatment is given to the child based upon the improvement in vision by spectacle correction and patching therapy.
- The misaligned eyes can be straightened by means of surgery. This is done by detaching the muscles from original insertion and attaching it to a different place, the amount of shift based on the measurement done with special glasses (Prisms).





**Early treatment for  
Squint prevents  
loss of sight**



**Before Surgery**

**After Surgery**



- Surgery is usually done under general anaesthesia for children
- The child should be free from any illness like fever, common cold, cough etc., to be subjected to general anaesthesia.
- Surgery is done either on both eyes simultaneously or one eye at a time.
- The surgery is done on the white portion of the eyeball.
- The eyeball is not opened.
- Stay in the hospital is only for a day after the surgery.
- Treatment does not stop with surgery. Glasses may have to be continued to maintain clarity of vision. Patching therapy may be needed to be continued for some time after the surgery.

**Supported by**



C-10, Ground Floor,  
Gulmohar Park,  
New Delhi-110 049,  
India  
Phone: +91 11 2696 0513  
[www.orbis.org](http://www.orbis.org)

*Is squint a  
sign of good  
luck or a  
sight stealing  
condition?*



1, Anna Nagar, Madurai-625 020, Tamil Nadu, India  
Phone : 0452-5356100; Fax : 0452-2530984  
E-mail : [aravind@aravind.org](mailto:aravind@aravind.org)  
Website : [www.aravind.org](http://www.aravind.org)